









## DESCRIPTION

- Manufactured with heavy duty steel.
- Twin screw pre-shredder allows for quicker feed and throughput.
- Reverse mode on shredder and auger in case of foreign objects.
- Automatic hydraulic densifier to form consistent block for outlet material.
- Water cooled jacket on output to maintain consistent block and avoid overheating in compaction chamber.
- Automatic block release with hydraulics from load sensing on motor to avoid blockage.
- Automatic shut down when no material being fed into machine controlled by timer.
- One year's warranty on component failure. Replacement parts supplied.

## TECHNICAL SPECIFICATIONS

	Voltage (V/50Hz)	380
	Total power (KW)	14
	Overall size (mm)	4550mm*670mm*1960mm
	Input size (mm)	860mm*580mm
	Output size (mm)	370mm*370mm
	Output (Kg/h)	120~150
	Compression ratio:	40~50:1
	Weight (Kg):	1500